

# Opening a bank account

Japan Post Bank

Hokuyo Bank

## Which bank to go ?

MEXT,  
Japanese Gov't  
Scholarship



Must open a **Japan Post Bank** account to receive scholarship.

Pre-booking is required to open your bank account at the local post office.

Self-supported  
int'l student



Without a document to prove that your period of stay is more than 6 months

Open your bank account at Japan Post Bank

With a document or student ID to prove that your period of stay is more than 6 months

Open your bank account at Hokuyo Bank, Kita 7 Jo Branch

※If a self-supported int'l student has a document which prove that your period of stay is more than 6 months, you can open your bank account at Hokuyo Bank (**ONLY at Kita 7 Jo branch**).

At other banks, you cannot open an account until 6 months has passed since you arrive in Japan.

# What you need to open a bank account

Here's a list of what you'll need to open your new Japan Post bank account:

- ① Passport
- ② Residence card with address printed
- ③ Student ID card or Admission permit (the original)
- ④ Seal (If you have)
- ⑤ Taxpayer identification number (If your county issue)

It's better to bring a student ID card, but in case you don't receive it yet, take the original admission permit “入学許可書”.

University address and phone no.

〒060-0808 札幌市北区北8条西5丁目 Phone no. is your faculty phone no.



Passbook : A passbook may not be issued on the day or may take a long time, because of the crowd or due to confirmation based on the banking act.

Cash card : A cash card will be mailed to your address **one month after** open account.

# After opening Japan Post Bank account

## 【IMPORTANT】

When your stay in Japan exceeds 6 months, you are obliged to change your status from Non-Resident to Resident. You need to go to Deposit Window of Japan Post Office or JP Directly Managed Bank for change procedures.

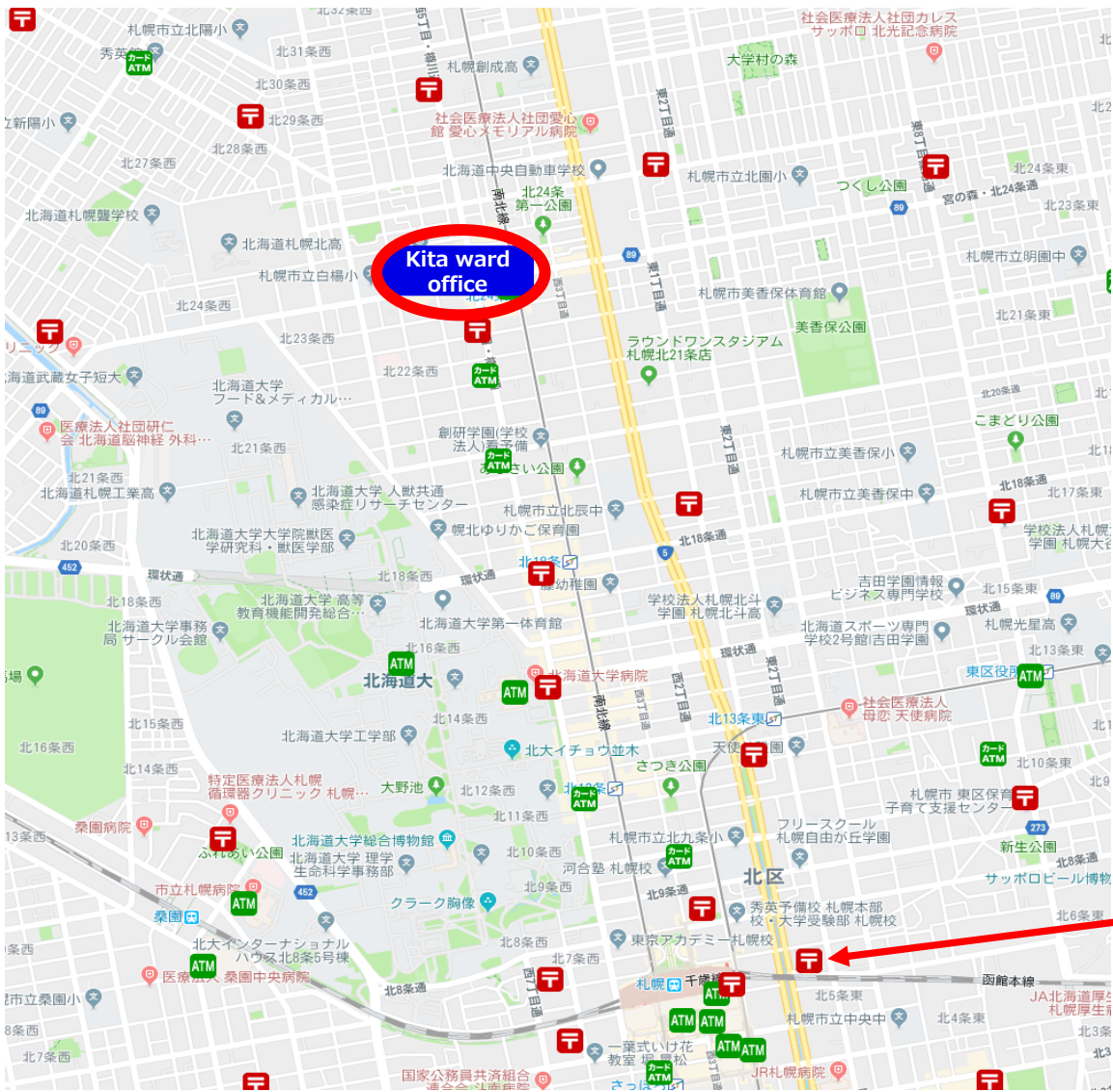
\*NOTE\* If you do not go through these procedures, you may have to pay higher commission fees or HU may fail to transfer your travel fees to your account

## 【Required for Procedure】

- ① Passbook
- ② Student ID
- ③ Passport
- ④ Residence Card

A collage of Japanese forms and documents. On the left is a 'お取引に関する届出書(非居住者等届書)' (Notice of Transaction for Non-Residents) form. On the right is a 'お取引に関する届出書' (Notice of Transaction) form. Both forms have red boxes highlighting specific sections and text, such as '記入不要' (No entry required) and 'お取引に関する届出書(非居住者等届書)'.

# 【Post office around Kita ward office and HU】



Depending on the crowd, you may have to wait a long time or you may not be able to have a service.

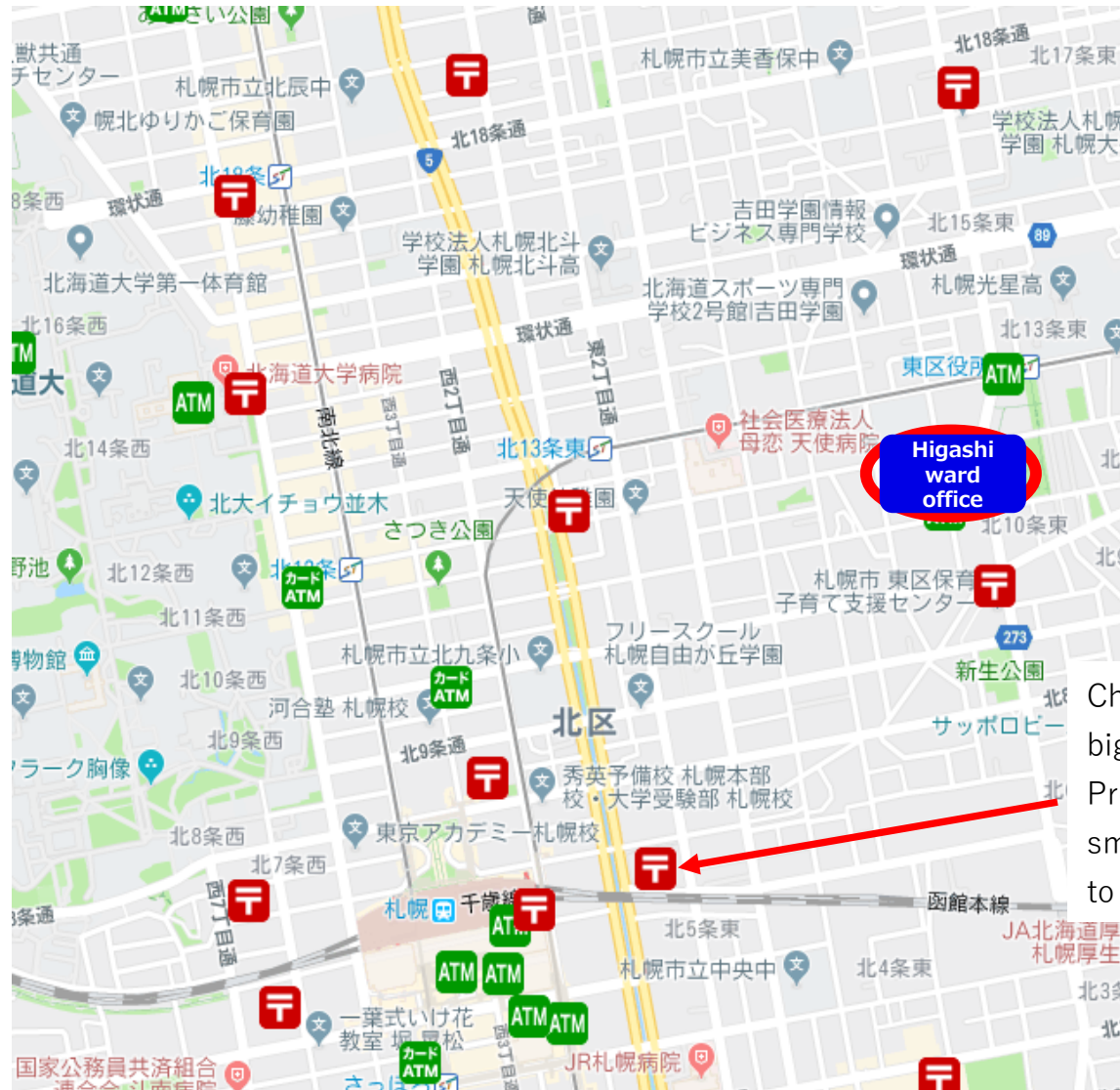
Chuo post office is bigger than others. Procedures go smoothly compare to others.



# 【Post office around Higashi ward office and HU】



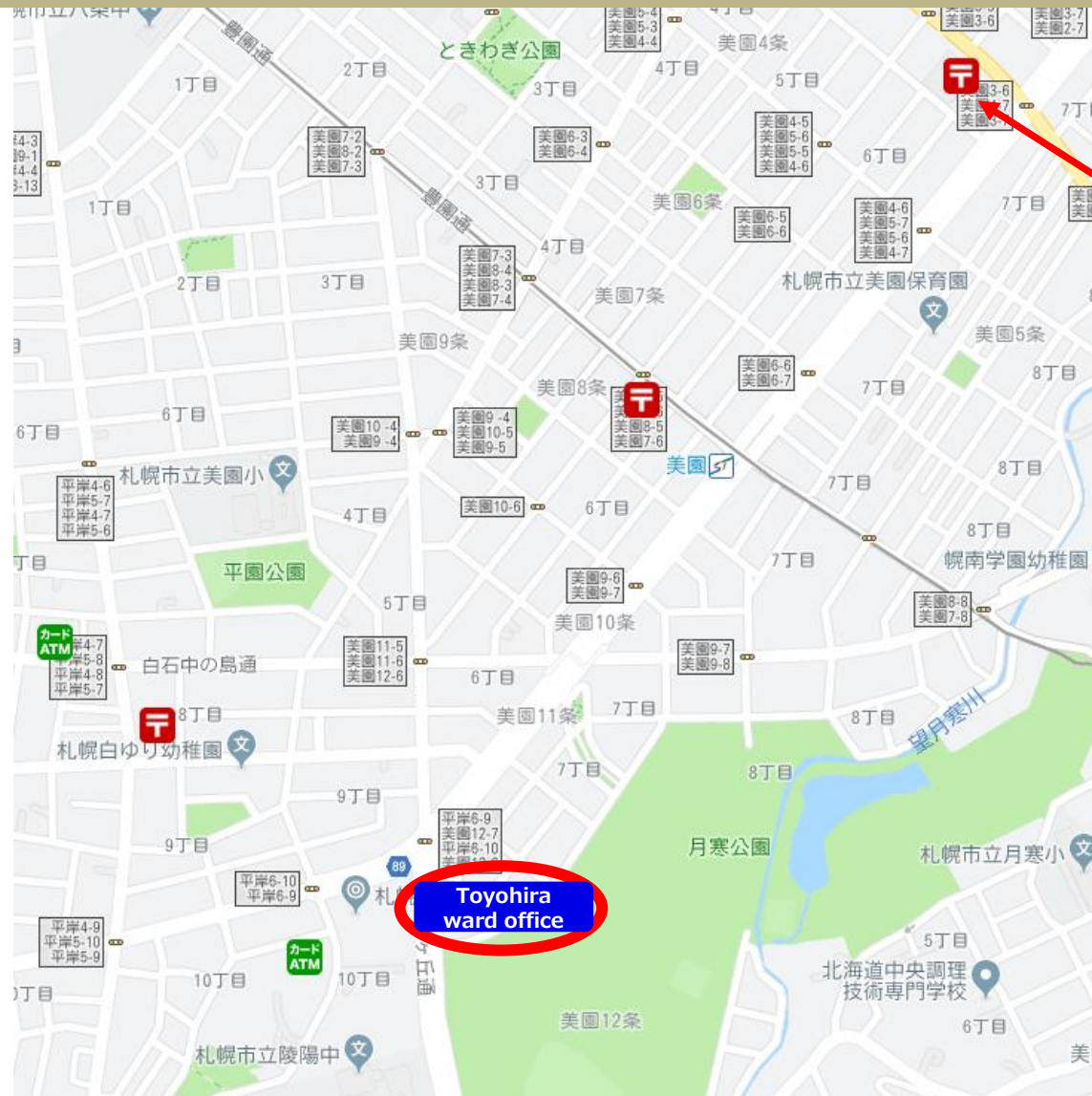
Depending on the crowd, you may have to wait a long time or you may not be able to have a service.



Chuo post office is bigger than others. Procedures go smoothly compare to others.

 Post office

# 【Post office around Toyohira ward office】



Toyohira post office is bigger than others. If small post office is crowded, please go to Toyohira post office.

 Post office

# What you need for application

Hokuyo Bank  
Kita 7 Jo Branch

Here's a list of what you'll need to open your new Hokuyo bank account:

- ① Passport
- ② Residence card with address printed
- ③ Student ID card or Admission permit (the original)
- ④ Seal
- ⑤ Taxpayer identification number (If your county issue)
- ⑥ Name check sheet (*Kanashimei Kakuninhyo*)

Check

You need to make an appointment in advance. Please contact admin. Officer at your enrolled department when you open your account at Hokuyo Bank.

To check your 「TIN」   
<https://bit.ly/2LW7pNx>



It's better to bring a student ID card, but in case you don't receive it yet, take the original admission permit “入学許可書”.  
A Notification of passing an examination cannot be a substitute.

Passbook : A passbook may not be issued on the day or may take a long time, because of the crowd or due to confirmation based on the banking act.

Cash card : A cash card will be mailed to your address **one month after** open account.

# Useful Information : Receive money from overseas

➔ Get JPY at **7-Eleven ATM** with the cards issued overseas



**CARD** → **7-ELEVEN** → **¥**

**Get cash at 7-ELEVEN**

Using your ATM cards, you can withdraw Japanese yen from Seven Bank ATMs at 7-Eleven.

Seven Bank URL : <https://www.sevenbank.co.jp/english/>

Cards accepted



- VISA
- PLUS
- Mastercard
- maestro
- cirrus
- DISCOVER
- UnionPay 银联
- JCB
- Diners Club INTERNATIONAL
- AMERICAN EXPRESS

ATMs are located in the 7-Eleven store, as well as, airport, station, supermarket, etc.

