


Transportation Guide

Hokkaido University
Institute for International Collaboration

From **Domestic Terminal** of
the New Chitose Airport
to Sapporo



In Japanese

Currency Exchange



Arriving at New Chitose Airport

When you exit the baggage claim, you will see the **JR** (Japan Railway Company) reader board. **Take the Rapid Airport train bound for Sapporo.**




In English





After confirming the time, take the escalator to B1 to buy your ticket and board the train.



- Just follow the multi-lingual signs.

Tickets for Sapporo Station cost 1,150 yen.
You can buy them at these machines.



The machines take 1,000, 5,000, and 10,000 yen bills and give you change automatically.
Just put in your money and press this button.
Take your change and the ticket.



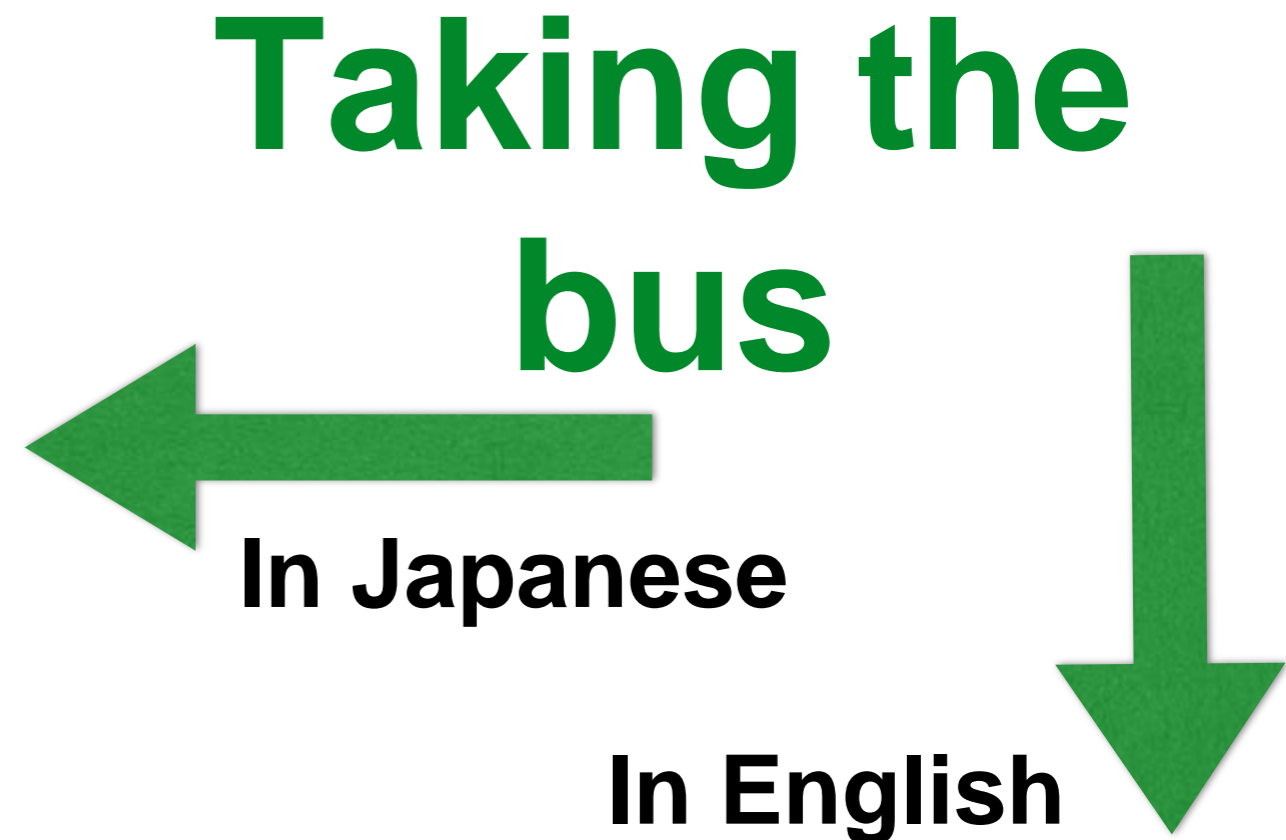
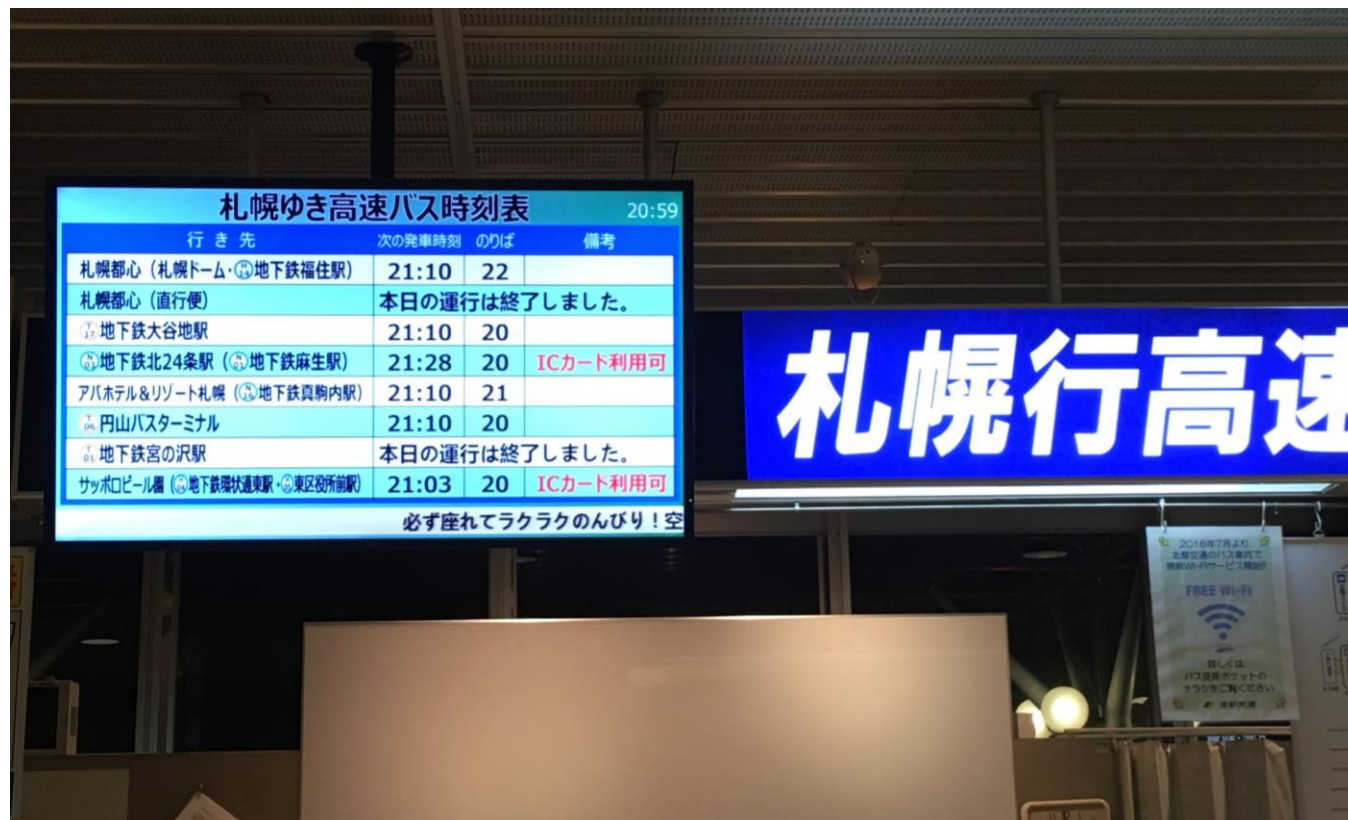
Put your ticket in the wicket. Your ticket will come out on the other side. Please take it and keep it. You will need it when you exit at Sapporo Station. Go down the escalator to the train.

Please sit in one of the **unreserved seating cars**. **U-Seat** is reserved seating, so if you sit there, you will be charged.

- The Rapid Airport train takes about 40 minutes to Sapporo Station.
- Relax and enjoy the ride.
- When you get off at Sapporo Station, there are two exits: East and West.
- Put your ticket in the wicket when exiting at Sapporo Station.
- After you exit, you can find the buses and taxis at the North Exit.



- JR Sapporo Station is **NOT** JR SHIN-Sapporo Station which will come up about 30 minutes from the airport. Stay on the train until just about everyone get off; it will be Sapporo Station.



To the right of the JR reader board, you will find the bus information and ticket desk. You can buy tickets for the bus here. Please ask if you need help.





Confirm the time and the platform number, find the bus lane outside.

The bus takes about an hour to Sapporo Station.