

Opening a bank account

Japan Post Bank

Hokuyo Bank

Which bank to go ?



MEXT,
Japanese Gov't
Scholarship



Must open a **Japan Post Bank** account to receive scholarship.

Shop and time may be specified for MEXT students, please check with your program person in charge.

Self-supported
int'l student

Without a document to prove that your period of stay is more than 6 months

Open your bank account at
Japan Post Bank

With a document or student ID to prove that your period of stay is more than 6 months

Open your bank account at
Hokuyo Bank, Kita 7 Jo Branch

※If a self-supported int'l student has a document which prove that your period of stay is more than 6 months, you can open your bank account at Hokuyo Bank (**ONLY at Kita 7 Jo branch**).
At other banks, you cannot open an account until 6 months has passed since you arrive in Japan.

What you need to open a bank account

Here's a list of what you'll need to open your new Japan Post bank account:

- ① Passport
- ② Residence card with address printed
- ③ Student ID card or Admission permit (the original)
- ④ Seal (If you have)
- ⑤ Taxpayer identification number (If your county issue)

It's better to bring a student ID card, but in case you don't receive it yet, take the original admission permit “入学許可書”.

University address and phone no.

〒060-0808 札幌市北区北8条西5丁目 Phone no. is your faculty phone no.



Passbook : A passbook may not be issued on the day or may take a long time, because of the crowd or due to confirmation based on the banking act.

Cash card : A cash card will be mailed to your address **one month after** open account.

After opening Japan Post Bank account

【IMPORTANT】

When your stay in Japan exceeds 6 months, you are obliged to change your status from Non-Resident to Resident. You need to go to Deposit Window of Japan Post Office or JP Directly Managed Bank for change procedures.

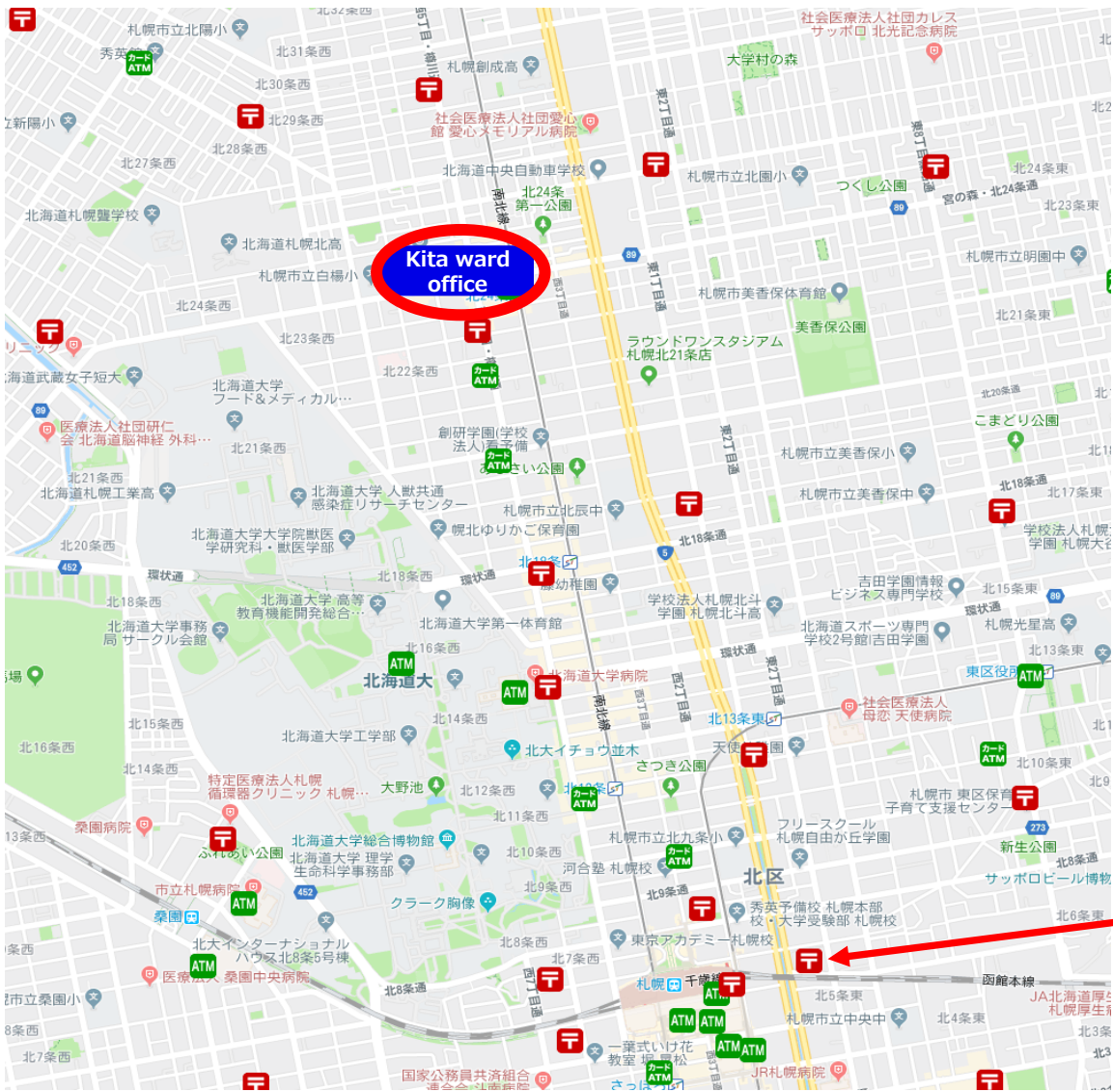
NOTE If you do not go through these procedures, you may have to pay higher commission fees or HU may fail to transfer your travel fees to your account


【Required for Procedure】

- ① Passbook
- ② Student ID
- ③ Passport
- ④ Residence Card

A collage of Japanese bank forms and documents. The forms include sections for personal information, account details, and status change procedures. Some sections are highlighted with red boxes and labels like '記入不要' (No entry required). The documents are in Japanese and appear to be official forms from a bank or post office.

【Post office around Kita ward office and HU】



 Post office



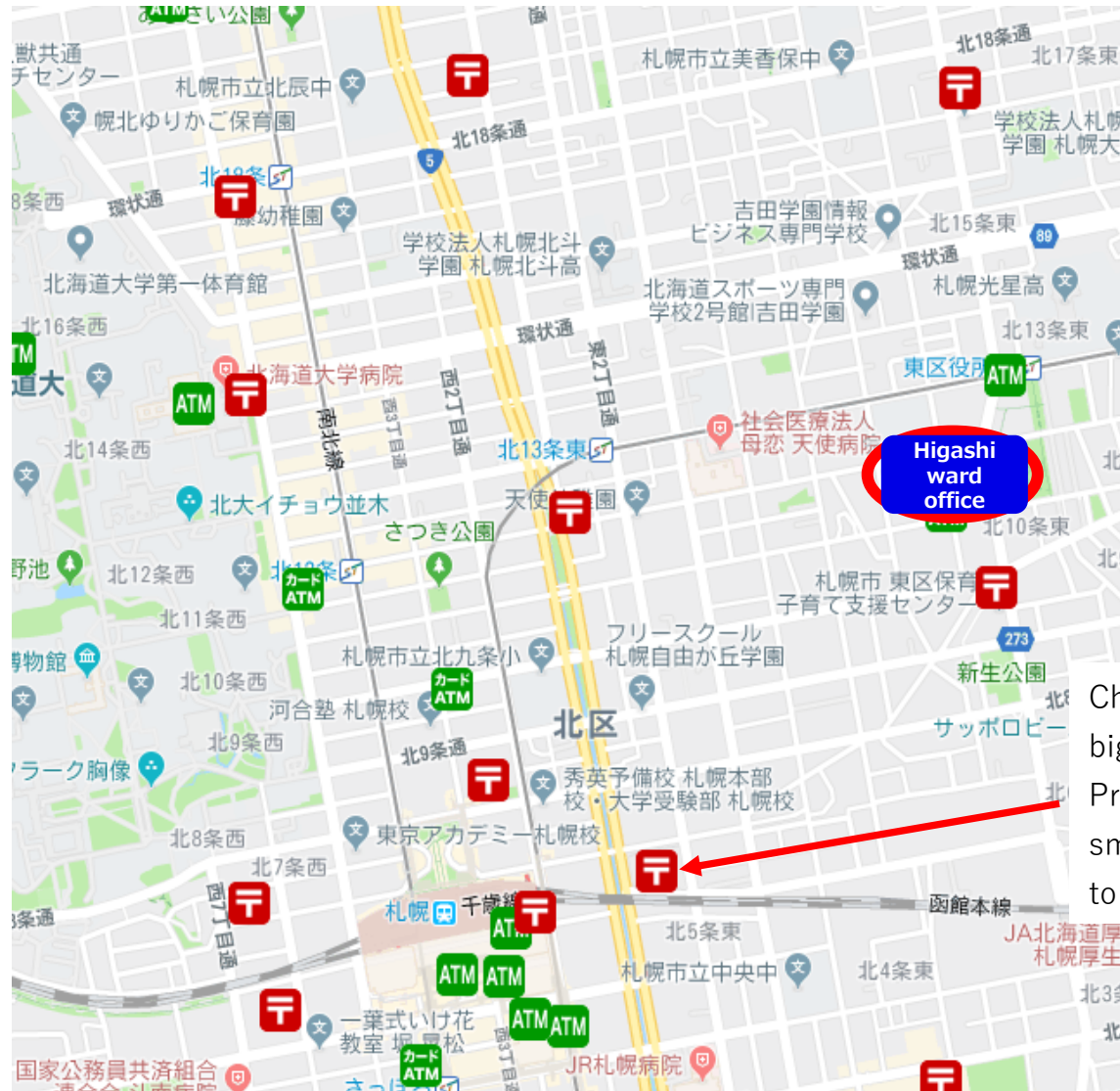
Depending on the crowd, you may have to wait a long time or you may not be able to have a service.

Chuo post office is bigger than others. Procedures go smoothly compare to others.


【Post office around Higashi ward office and HU】



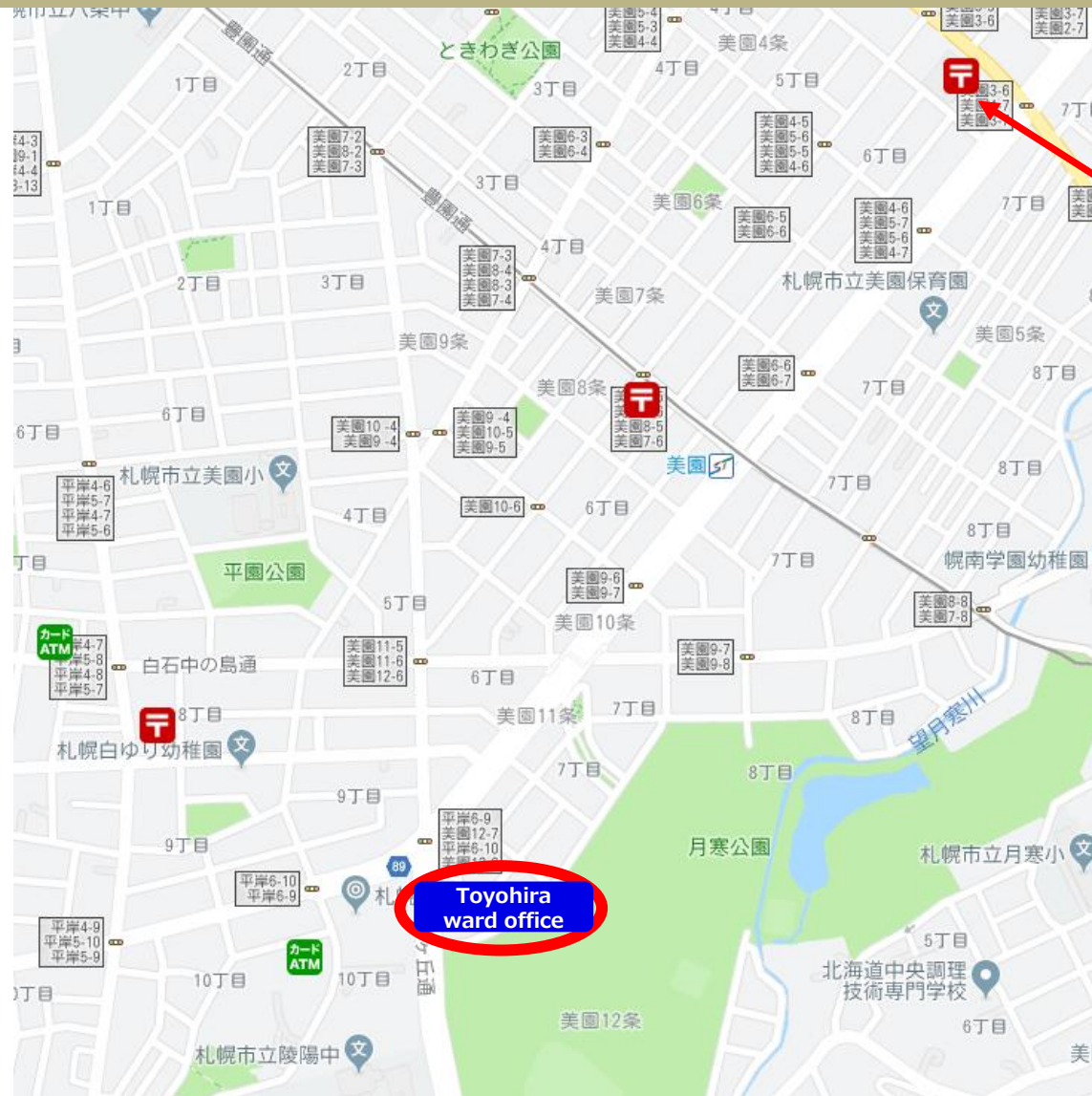
Depending on the crowd, you may have to wait a long time or you may not be able to have a service.



Chuo post office is bigger than others. Procedures go smoothly compare to others.

 Post office

【Post office around Toyohira ward office】



Toyohira post office is bigger than others. If small post office is crowded, please go to Toyohira post office.

 Post office

What you need for application

Hokuyo Bank
Kita 7 Jo Branch

Here's a list of what you'll need to open your new Hokuyo bank account:

- ① Passport
- ② Residence card with address printed
- ③ Student ID card or Admission permit (the original)
- ④ Seal
- ⑤ Taxpayer identification number (If your county issue)
- ⑥ Name check sheet (*Kanashimei Kakuninhyo*)

Check

You need to make an appointment in advance. Please contact admin. Officer at your enrolled department when you open your account at Hokuyo Bank.

To check your 「TIN」 
<https://bit.ly/2LW7pNx>



It's better to bring a student ID card, but in case you don't receive it yet, take the original admission permit “入学許可書”.
A Notification of passing an examination cannot be a substitute.

Passbook : A passbook may not be issued on the day or may take a long time, because of the crowd or due to confirmation based on the banking act.

Cash card : A cash card will be mailed to your address **one month after** open account.

Useful Information : Receive money from overseas

👉 **Western Union** (International money transfer service)

<https://www.westernunion.com/jp/en/receive-money.html>

If you want to “Receive money from overseas to Japan” or “Send money from Japan to overseas”. You can use Western Union service.

Place in Sapporo → @Travelex
Address: 1F Asty45 building Kita 4-jo Nishi 5-chome Chuo-Ku, Sapporo

- Necessities : • ID
• Individual Number (My Number)

Please check other necessary items or how to use with Western Union.

👉 Get JPY at **7-Eleven ATM** with the cards issued overseas

CARD → **7-ELEVEN** → **¥**

Get cash at 7-ELEVEN

Using your ATM cards, you can withdraw Japanese yen from Seven Bank ATMs at 7-Eleven.

Seven Bank URL : <https://www.sevenbank.co.jp/english/>

Cards accepted

VISA PLUS Mastercard maestro cirrus DISCOVER UnionPay JCB Diners Club International AMERICAN EXPRESS

ATMs are located in the 7-Eleven store, as well as, airport, station, supermarket, etc.

